



FAST RECOVERY GLASS PASSIVATED RECTIFIER

1N4933G THRU 1N4937G

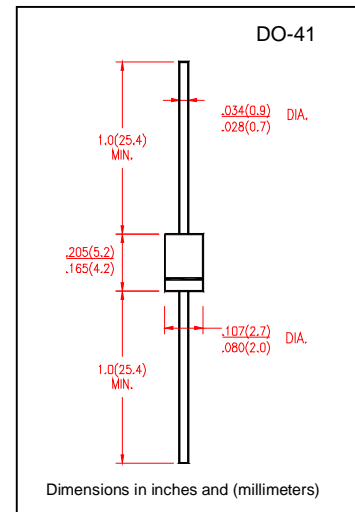
VOLTAGE RANGE **50 to 600 Volts**
CURRENT **1.0 Ampere**

FEATURES

- Fast switching for high efficiency
- Glass passivated chip junction
- High current surge capability
- Low leakage
- High temperature soldering guaranteed
 260°C/10 seconds, 0.375" (9.5mm) lead length at 5 lbs (2.3kg) tension

MECHANICAL DATA

- Case: Transfer molded plastic
- Epoxy: UL94V-0 rate flame retardant
- Polarity: Color band denotes cathode end
- Lead: Plated axial lead, solderable per MIL-STD-202E method 208C
- Mounting position: Any
- Weight: 0.012ounce, 0.33 gram



MAXIMUM RATINGS AND ELECTRICAL CHARACTERISTICS

- Ratings at 25°C ambient temperature unless otherwise specified
- Single Phase, half wave, 60Hz, resistive or inductive load
- For capacitive load derate current by 20%

	SYMBOLS	1N4933G	1N4934G	1N4935G	1N4936G	1N4937G	UNIT	
Maximum Repetitive Peak Reverse Voltage	V_{RRM}	50	700	200	400	600	Volts	
Maximum RMS Voltage	V_{RMS}	35	70	140	280	420	Volts	
Maximum DC Blocking Voltage	V_{DC}	50	100	200	400	600	Volts	
Maximum Average Forward Rectified Current 0.375" (9.5mm) lead length at $T_A=55^\circ\text{C}$	$I_{(AV)}$	1.0					Amp	
Peak Forward Surge Current 8.3ms single half sine-wave superimposed on rated load (JEDEC method)	I_{FSM}	30					Amps	
Maximum Instantaneous Forward Voltage at 1.0A	V_F	1.3					Volts	
Maximum DC Reverse Current at rated DC Blocking Voltage	$T_A = 25^\circ\text{C}$	I_R					5.0	μA
	$T_A = 125^\circ\text{C}$						100	
Maximum Reverse Recovery Time(NOTE 3)	t_{rr}	200					nS	
Typical Junction Capacitance (NOTE 1)	C_J	15					pF	
Typical Thermal Resistance (NOTE 2)	$R_{\theta JA}$	50					$^\circ\text{C}/\text{W}$	
Operating Temperature Range	T_J	(-55 to +150)					$^\circ\text{C}$	
Storage Temperature Range	T_{STG}	(-55 to +150)					$^\circ\text{C}$	

Notes:

1. Measured at 1.0 MHz and applied reverse voltage of 4.0 Volts.
2. Thermal Resistance from Junction to Ambient at 0.375" (9.5mm) lead length, P.C board mounted.
3. Test conditions: $I_F=1.0\text{A}$, $V_R=30\text{V}$, $di/dt=50\text{A}/\mu\text{s}$, and $I_{RR}=10\% I_{RM}$ for measurement of t_{rr} .



FAST RECOVERY GLASS PASSIVATED RECTIFIER

1N4933G THRU 1N4937G

VOLTAGE RANGE 50 to 600 Volts
CURRENT 1.0 Ampere

RATING AND CHARACTERISTIC CURVES 1N4933G THRU 1N4937G

FIG.1-TYPICAL FORWARD CURRENT DERATING CURVE

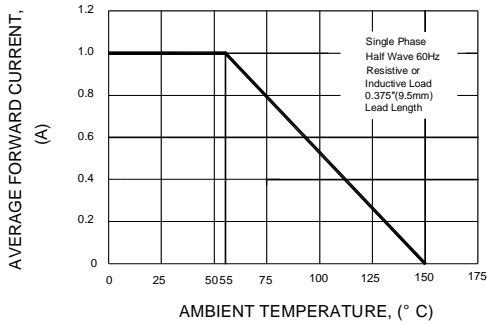


FIG.2-MAXIMUM NON-REPETITIVE PEAK FORWARD SURGE CURRENT

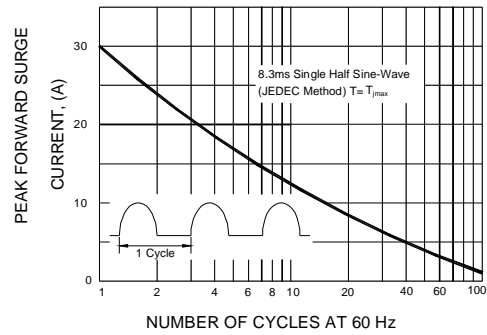


FIG.3-TYPICAL INSTANTANEOUS FORWARD CHARACTERISTICS

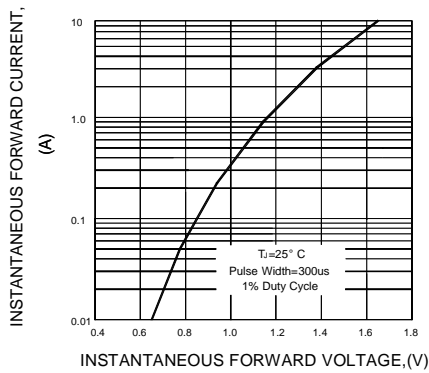


FIG.4-TYPICAL REVERSE CHARACTERISTICS

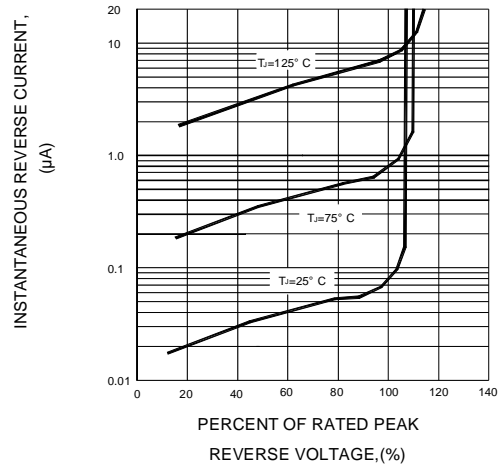


FIG.5-TYPICAL JUNCTION CAPACITANCE

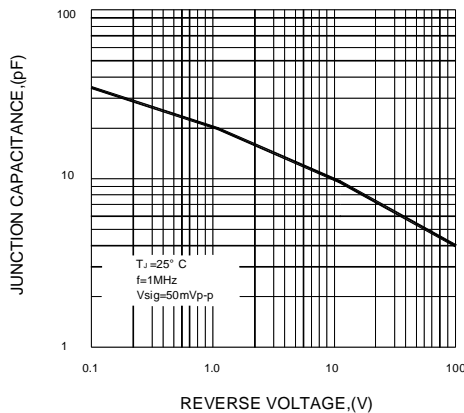
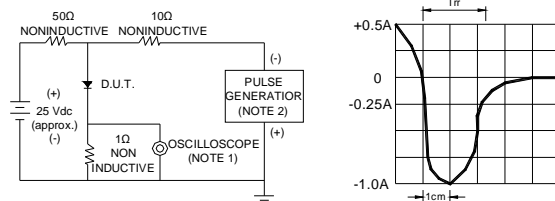


FIG.6-TEST CIRCUIT DIAGRAM AND REVERSE RECOVERY TIME CHARACTERISTIC



NOTES : 1. Rise Time=7ns max. Input Impedance= 1 magohm. 22pF
2. Rise time=10ns max. Source Impedance= 50 ohms

SET TIME BASE FOR 50/100ns/cm